Alcohol and Marijuana Control Office
550 W 7th Avenue, Suite 1600
Anchorage, AK 99501
marijuana.licensing@alaska.gov
https://www.commerce.alaska.gov/web/amco
Phone: 907.269.0350

**Alaska Marijuana Control Board**

# Form MJ-02: Premises Diagram

### Why is this form needed?

A detailed diagram of the proposed licensed premises is required for all marijuana establishment license applications, per 3 AAC 306.020(b)(8). **All areas designated as the licensed premises of a single license must be contiguous. All diagrams must have the licensed premises area labeled, and outlined or shaded as appropriate.**

### What must be submitted with this form?

Applicants must attach multiple diagrams to this form, including (as applicable):

- **Diagram 1:**
  A diagram showing only the licensed premises areas that will be ready to be **operational at the time of your preliminary inspection** and license issuance;

- **Diagram 2:**
  If different than Diagram 1, a diagram outlining **all areas for which the licensee has legal right of possession** (a valid lease or deed), and clearly showing those areas' relationship to the current proposed licensed premises *(details of any planned expansion areas do not need to be included; a complete copy of Form MJ-14: Licensed Premises Diagram Change or Form MJ-31: Walk-Up or Drive-Through Exterior Window Pick-Up Diagram and Operating Plan must be submitted and approved before any planned expansion area may be added to the licensed premises);*

- **Diagram 3:**
  A **site plan or as-built of the entire lot**, showing all structures on the property and clearly indicating which area(s) will be part of the licensed premises;

- **Diagram 4:**
  An **aerial photo of the entire lot and surrounding lots**, showing a view of the entire property and surrounding properties, and clearly indicating which area(s) will be part of the licensed premises *(this can be obtained from sources like Google Earth)*; and

- **Diagram 5:**
  A diagram of the **entire building in which the licensed premises is located**, clearly distinguishing the licensed premises from unlicensed areas and/or premises of other licenses within the building. If your proposed licensed premises is located within a building or building complex that contains multiple business and/or tenants, please provide the addresses and/or suite numbers of the other businesses and/or tenants *(a separate diagram is not required for an establishment that is designating the entire building as a single licensed premises)*.

**This form, and all necessary diagrams that meet the requirements on Page 2 of this form, must be completed and submitted to AMCO's Anchorage office before any new or transfer license application will be considered complete.**

## Section 1 – Establishment Information

Enter information for the business seeking to be licensed, as identified on the license application.

| | | | | | |
|---|---|---|---|---|---|
| **Licensee:** | TOK LLC | **MJ License #:** | 40539 | | |
| **License Type:** | Limited Cultivation | | | | |
| **Doing Business As:** | TOK | | | | |
| **Premises Address:** | 12001 Jonesville Mine Rd | | | | |
| **City:** | Sutton | **State:** | Alaska | **ZIP:** | 99674 |

# Form MJ-02: Premises Diagram

## Section 2 – Required Information

**For your security, do not include locations of security cameras, motion detectors, panic buttons, and other security devices. However, AMCO will require full coverage of the walk-up or drive-through exterior window area as required by 3 AAC 306.380(b) and (g) for marijuana retail establishments.** *Items marked with a double asterisks (**) are only required for those retail marijuana establishments that are also applying for an onsite consumption endorsement.*

**The following details must be included in all diagrams:**

- [x] **License number and DBA**
- [x] **Legend or key**
- [x] **Color coding**
- [x] **Licensed Premises Area Labeled and Shaded, or Outlined as appropriate**
- [x] **Dimensions**
- [x] **Labels**
- [x] **True north arrow**

**The following additional details must be included in Diagram 1:**

- [x] **Surveillance room**
- [x] **Restricted access areas**
- [x] **Storage areas**
- [x] **Entrances, exits, and windows, including walk-up or drive-through exterior window for marijuana retail establishments**
- [x] **Walls, partitions, and counters**
- [x] **Any other areas that must be labeled for specific license or endorsement types**
- [ ] **** Serving area(s)**
- [ ] ****Employee monitoring area(s)**
- [x] ****Ventilation exhaust points, if applicable**

**The following additional details must be included in Diagram 2:**

- [ ] **Areas of ingress and egress**
- [ ] **Entrances and exits**
- [ ] **Walls and partitions**

**The following additional details must be included in Diagrams 3 and 4:**

- [x] **Areas of ingress and egress**
- [x] **Cross streets and points of reference**

**The following additional details must be included in Diagram 5:**

- [x] **Areas of ingress and egress**
- [x] **Entrances and exits**
- [x] **Walls and partitions**
- [x] **Cross streets and points of reference**

Initial: ZAH

I hereby certify that I am the person herein named and subscribing to this application and that I have read the complete application, and I know the full content thereof. I declare that all of the information contained herein, and evidence or other documents submitted are true and correct. I understand that any falsification or misrepresentation of any item or response in this application, or any attachment, or documents to support this application, is sufficient grounds for denying or revoking a license/permit. I further understand that it is a Class A misdemeanor under Alaska Statute 11.56.210 to falsify an application and commit the crime of unsworn falsification.

Zeke Hilsinger

Printed name of licensee

Signature of licensee

## Section 3 – Cultivation Applicants ONLY

Review the requirements under 3 AAC 306.420 and 3 AAC 306.430.

**3.1. Describe the site of the space(s) the marijuana cultivation facility intends to be under cultivation, including dimensions and overall square footage. Provide your calculations below:**

TOK will have two designated rooms for cultivation, a bloom and vegetative room.
The bloom room 28'x30' has 5 drain tables that are 4 foot by 20 foot. This 5 tables equal 80 sqft per table and 400 sqft in total cultivation space for the bloom room.
The vegetative room 14'x30' has 1 drain table that is 4 foot by 20 foot 80 sqft. Also 3 shelving units for propagtion with each shelf being 1.5 foot by 4 foot 6 sqft in total 18 sqft. The vegetative room has 98 sqft in total cultivation space.
The bloom and vegetative room will have a total of 498 sqft of cultivation space.

# Diagram #1

DBA TOK
License#40539
12001 Jonesville Mine Rd.
Sutton AK 99674

## Licensed Premise Area

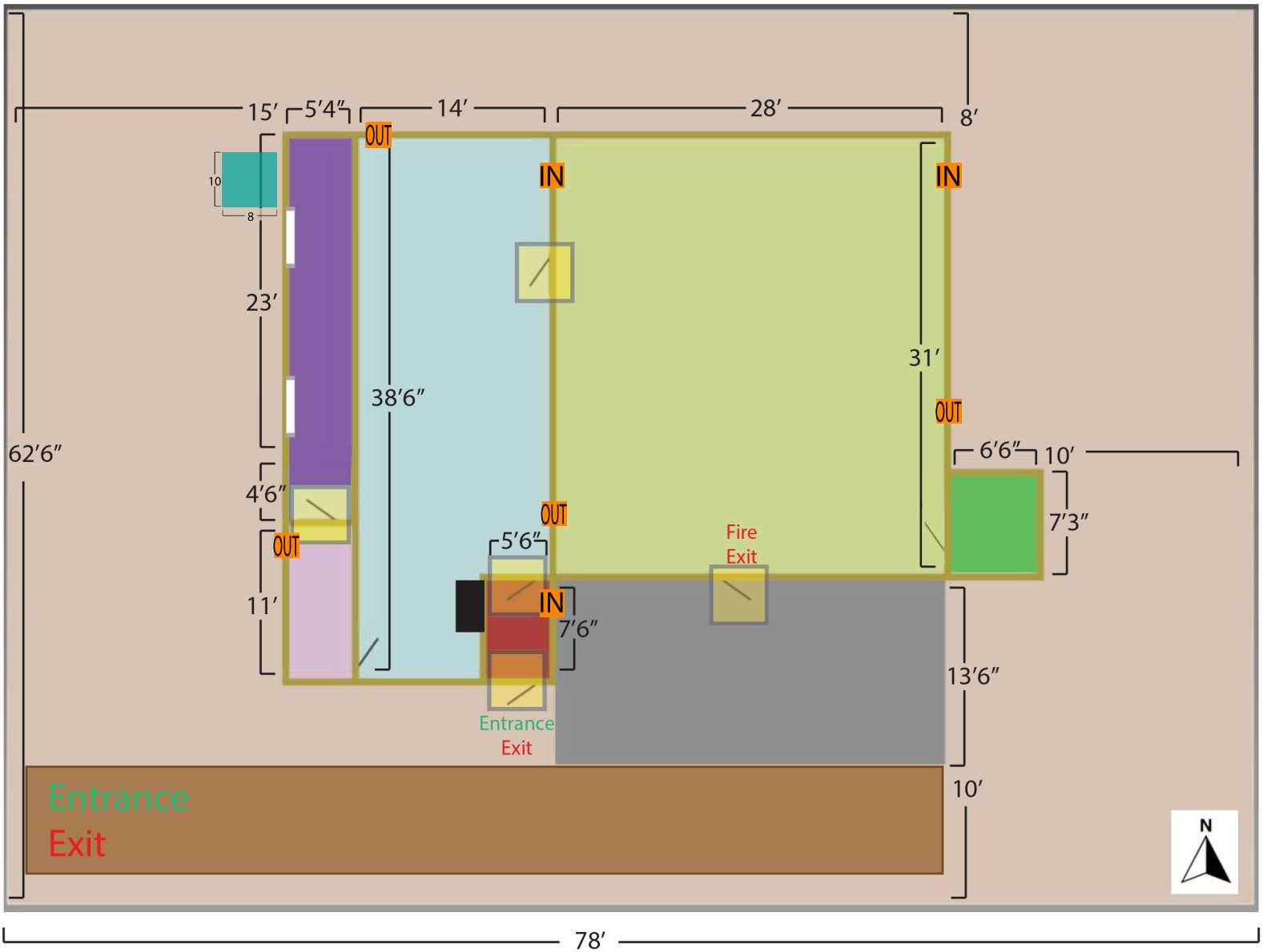


| KEY | | | | Window |
|---|---|---|---|---|
| Secured Entry | Flower Room | Grow Waste Water | Parking | Secure Access Door |
| Vegatative Room | Bath Room | Marijuana Drying Room | Storage | Outside Area |
| Driveway | Walls | Doors | Security Cabinet | Ventilation |

AMCO Received 5.1.2025

# Diagram #4

DBA TOK
License# 40539
12001 Jonesville Mine Rd.
Sutton AK 99674

## Property Aerial View

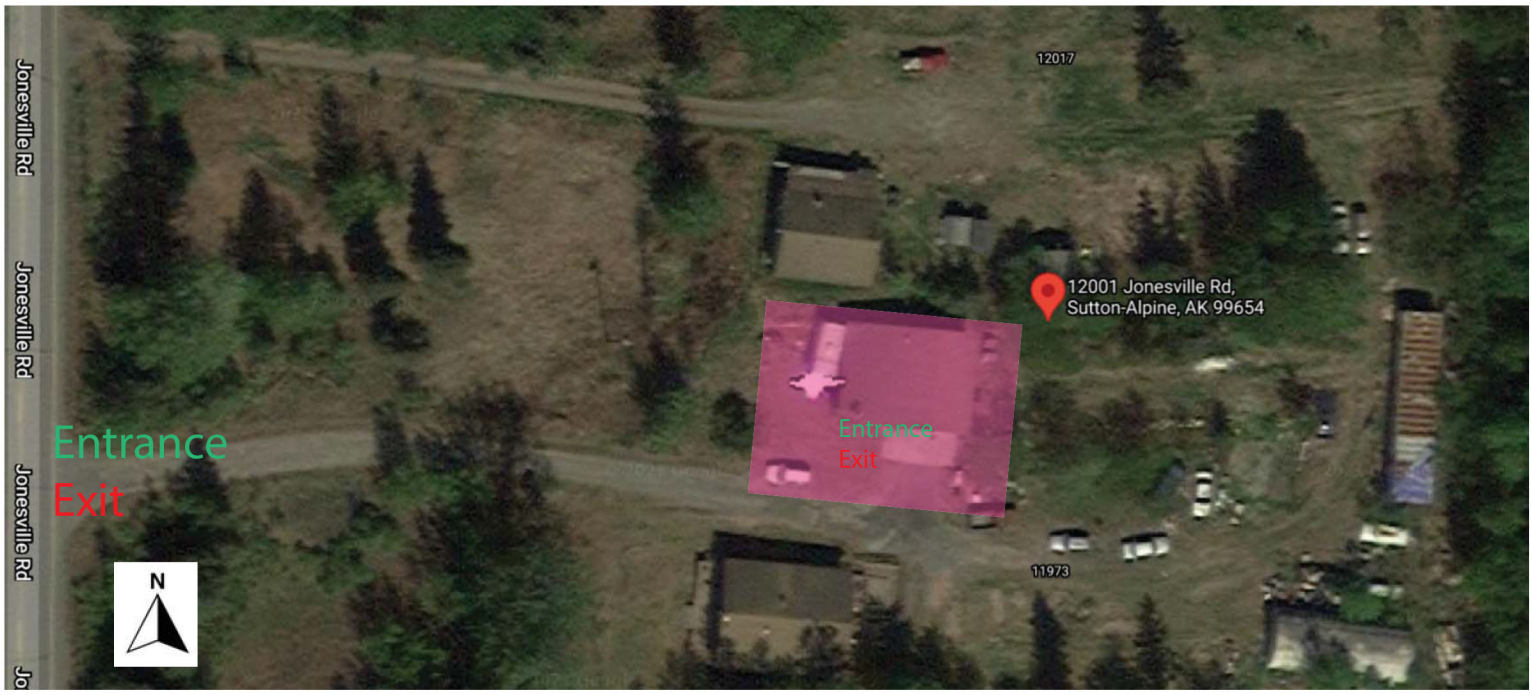


## Location Aerial View

KEY

Licensed Premise Area

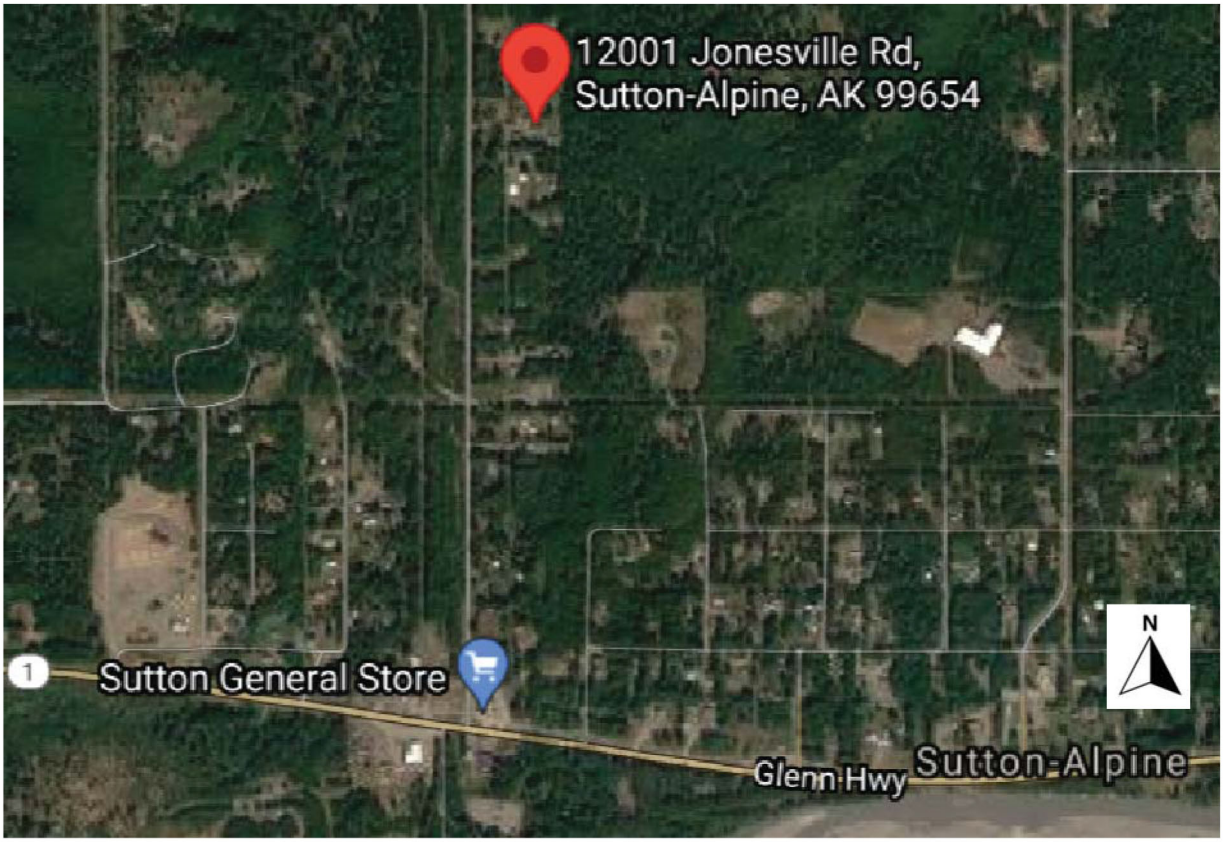


AMCO Received 5.1.2025

# Diagram #5

DBA TOK
License# 40539
12001 Jonesville Mine Rd.
Sutton AK 99674

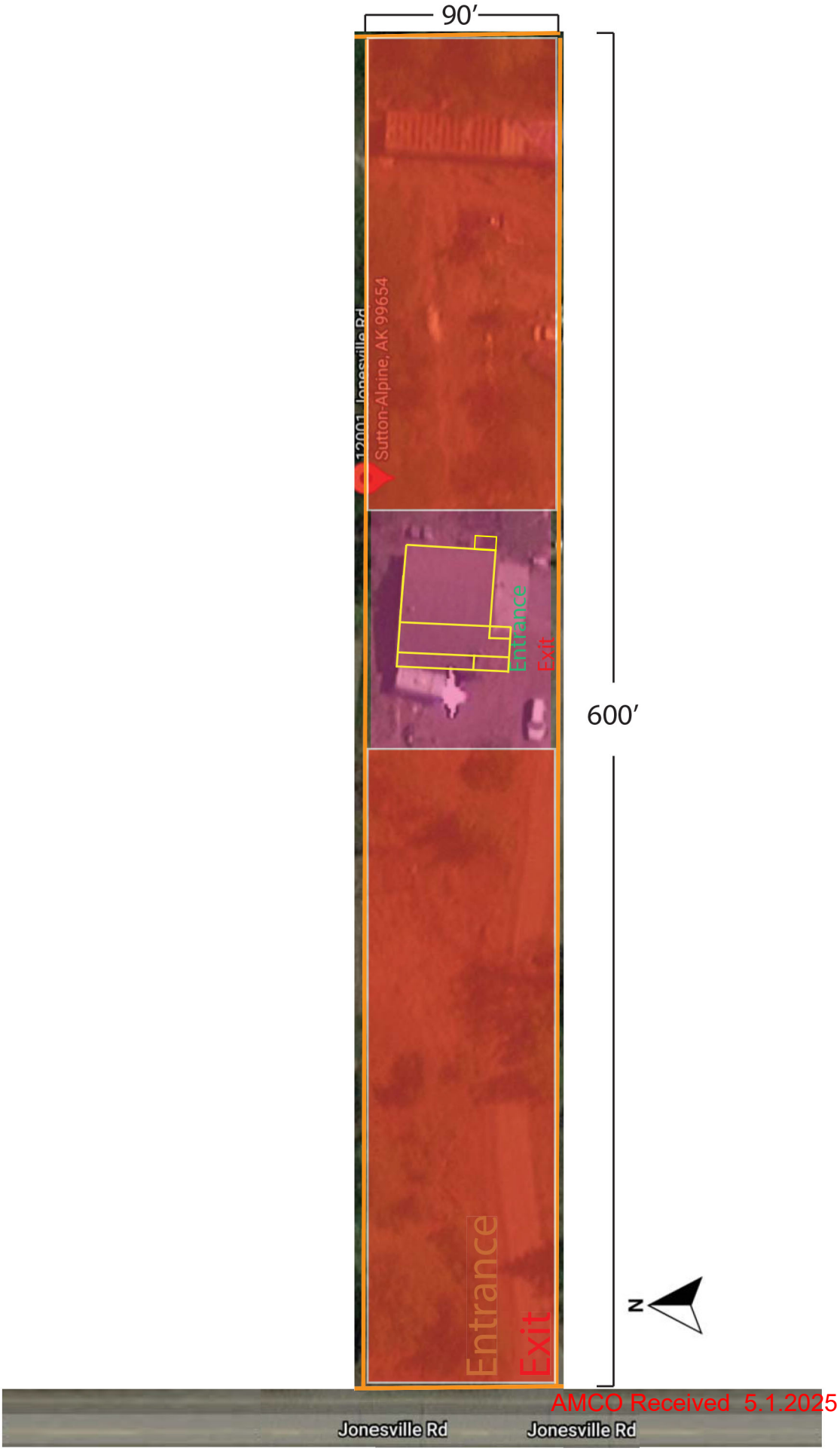


| KEY | |
|---|---|
| | Licensed Premise Area |
| | Non-Licensed Area |
| | Licensed Area Walls |
| | Property Line |

AMCO Received 5.1.2025